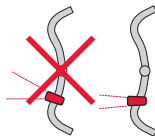
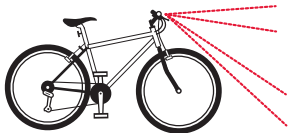
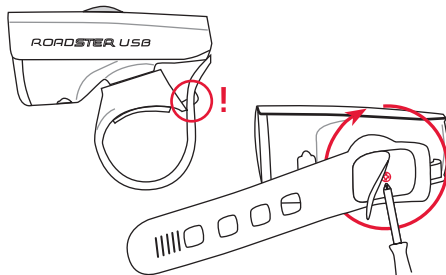


ROADSTER USB






MONTAGE / MOUNTING






MODI / MODES



- 2 x click = on / standard 
- + 1 x click = power 
-
- + 1 x click 5 sec. = off 

Battery control



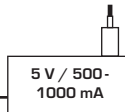
-  100 - 71%
-
-  70 - 31%
-
-  30 - 0%

INDIKATION / INDICATION



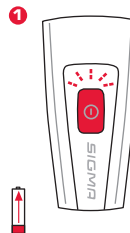
Achten Sie bitte darauf, dass die rotmarkierte Abdichtung stets korrekt verschlossen ist. / Please always keep the silicone plug closed after charging.

Micro
USB 



charger not incl.

LADEVORGANG / CHARGING




ca. 2,5 h



ZUBEHÖR / ACCESSORIES

Art.-Nr. 18552



LADEGERÄT + MICRO USB KABEL
CHARGER + CHARGING CABLE MICRO-USB

ZUBEHÖR / ACCESSORIES

Art.-Nr. 18553



MICRO USB KABEL
CHARGING CABLE MICRO-USB

188560-1_Manual ROADSTER USB.indd 2

ZUBEHÖR / ACCESSORIES

Art.-Nr. 00145



SILIKON-ERSATZHALTERUNG
SILICONE BRACKET

LIGHTING SYSTEMS TOPLINE

SIGMA
GERMANY



USB CHARGING

USB CABLE INSIDE

ROADSTER USB

SIGMA-ELEKTRO GmbH

Dr.-Julius-Leber-Straße 15
D-67433 Neustadt / Weinstraße

SIGMA SPORT USA

3487 Swenson Ave.
St. Charles, IL 60174, U.S.A.

SIGMA SPORT ASIA

4F, No.192, Zhonggong 2nd Rd.,
Xitun Dist., Taichung City 407, Taiwan



188560 / 1

17.12.2015 14:29:58