

F1730SA2S3B.ACWE000



- Energy savings up to 47% (17W for replacing T9 C 32W X 1 fixture)
- Low profile design with uniform lit appearance
- Tool-less diffuser removal for easy installation and access
- Application
 - Corridors, Staircases

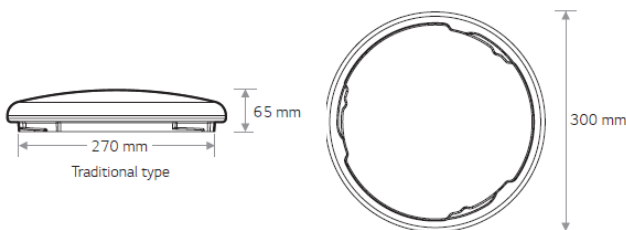
Specification



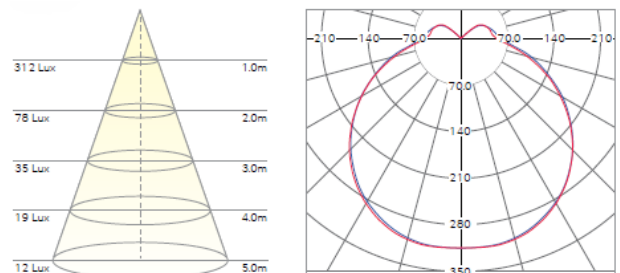
Type	Traditional type	Beam angle (°)	125
Equivalent to (W)	T9 Circular 32W	Color temperature (K)	3,000
Wattage (W)	17	Color rendering index (Ra)	>80
Lumen output (lm)	1,250	Operating temperature (°C)	-20 ~ +40
Efficacy (lm/W)	74	Average lifetime (hrs)	30,000 (L70B10)
Voltage (V AC)	200 ~ 240	Dimensions (D x H, mm)	Ø300 x 65
Frequency (Hz)	50/60	Weight (g)	615
Input current (mA)	Max. 150	IP Level	40
Power factor	> 0.6	IK Level	02
THD (%)	< 9	Glow wire test (°C)	650
Surge Protection (kV)	< 1	Dimmable (Motion sensor)	HF On/Off sensor
		Certification	CE

※ Specifications are subject to change without notice

Dimensions



Photometric Data



F1740SA2S3B.ACWE000



- Energy savings up to 47% (17W for replacing T9 C 32W X 1 fixture)
- Low profile design with uniform lit appearance
- Tool-less diffuser removal for easy installation and access
- Application
 - Corridors, Staircases

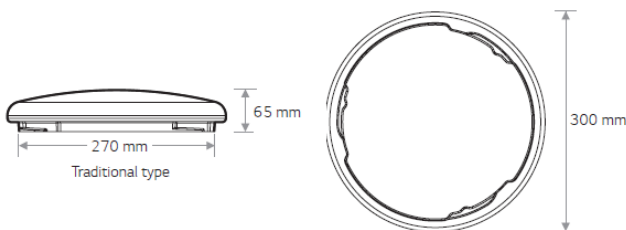
Specification



Type	Traditional type	Beam angle (°)	125
Equivalent to (W)	T9 Circular 32W	Color temperature (K)	4,000
Wattage (W)	17	Color rendering index (Ra)	>80
Lumen output (lm)	1,250	Operating temperature (°C)	-20 ~ +40
Efficacy (lm/W)	74	Average lifetime (hrs)	30,000 (L70B10)
Voltage (V AC)	200 ~ 240	Dimensions (D x H, mm)	Ø300 x 65
Frequency (Hz)	50/60	Weight (g)	615
Input current (mA)	Max. 150	IP Level	40
Power factor	> 0.6	IK Level	02
THD (%)	< 9	Glow wire test (°C)	650
Surge Protection (kV)	< 1	Dimmable (Motion sensor)	HF On/Off sensor
		Certification	CE

※ Specifications are subject to change without notice

Dimensions



Photometric Data

