


## Cree® XLamp® CXA3070 LED



### PRODUCT DESCRIPTION

The XLamp® CXA3070 LED array expands Cree’s family of high-flux, multi-die integrated arrays, offering high performance in an easy-to-use platform. With XLamp LED lighting-class reliability, the CXA3070’s uniform emitting surface enables both directional and non-directional lighting applications and luminaire and lamp designs. Available in 2-step and 4-step color consistency, and featuring a 23-mm optical source, the CXA3070 brings new levels of flux and efficacy to this form factor.

The [CXA LED Design Guide](#) provides basic information on the requirements to use the CXA3070 LED successfully in luminaire designs.

### FEATURES

- Available in 4-step and 2-step EasyWhite® bins at 2700 K, 3000 K, 3500 K, 4000 K and 5000 K CCT
- Available in ANSI white bins as well as 4-step EasyWhite bins at 4000 K, 5000 K, 5700 K and 6500 K CCT
- Available in 70-, 80-, 90- and 93-minimum CRI options
- Forward voltage: 38.5 V
- 85 °C binning and characterization
- Maximum drive current: 2800 mA
- 115° viewing angle, uniform chromaticity profile
- Top-side solder connections
- Thermocouple attach point
- NEMA SSL-3 2011 standard flux bins
- RoHS-compliant
- UL-recognized component (E349212)

### TABLE OF CONTENTS

Characteristics .....	2
Operating Limits.....	2
Flux Characteristics, EasyWhite®	
Order Codes and Bins .....	3
Flux Characteristics, ANSI White	
Order Codes and Bins .....	5
Relative Spectral Power Distribution .	7
Electrical Characteristics.....	7
Relative Luminous Flux.....	8
Typical Spatial Distribution.....	9
Performance Groups - Brightness.....	9
Performance Groups - Chromaticity.	10
Cree EasyWhite® Bins Plotted on the CIE 1931 Color Space .....	12
Cree ANSI White Bins Plotted on the CIE 1931 Color Space.....	13
Bin and Order Code Formats .....	14
Mechanical Dimensions.....	14
Thermal Design.....	15
Notes.....	16
Packaging.....	17



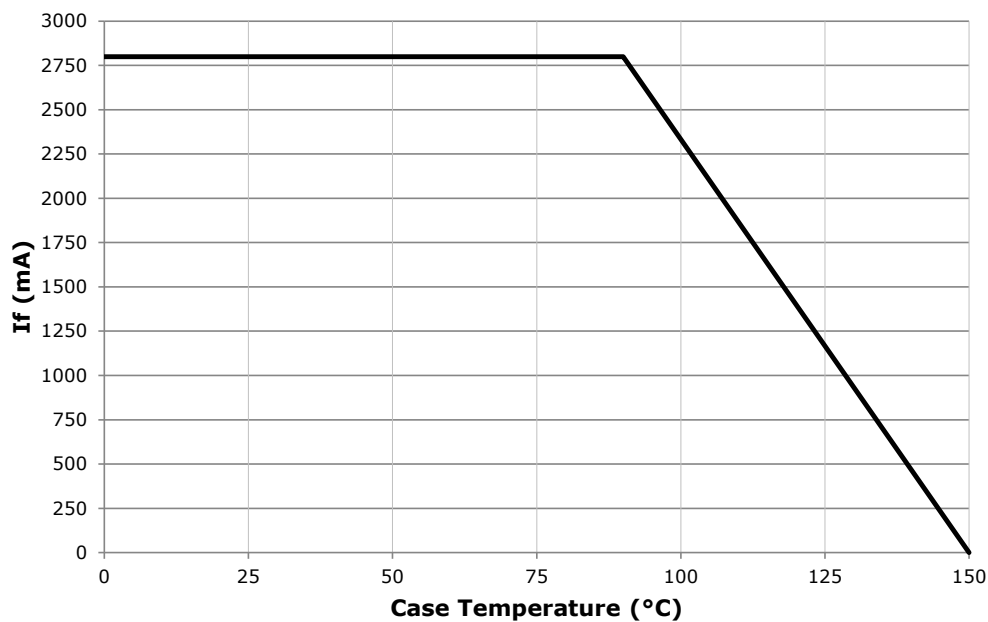
### CHARACTERISTICS

Characteristics	Unit	Minimum	Typical	Maximum
Viewing angle (FWHM)	degrees		115	
ESD withstand voltage (HBM per Mil-Std-883D)	V			8000
DC forward current	mA			2800*
Reverse current	mA			0.1
Forward voltage (@ 1925 mA, $T_j = 85\text{ }^\circ\text{C}$ )	V		38.5	
Forward voltage (@ 1925 mA, $T_j = 25\text{ }^\circ\text{C}$ )	V			42

\* Refer to the Operating Limits section.

### OPERATING LIMITS

The maximum current rating of the CXA3070 is dependent on the case temperature ( $T_c$ ) when the LED has reached thermal equilibrium under steady-state operation. Please refer to the Mechanical Drawings section on page 14 for the location of the  $T_c$  measurement point.



**FLUX CHARACTERISTICS, EASYWHITE® ORDER CODES AND BINS ( $I_f = 1925 \text{ mA}$ ,  $T_j = 85 \text{ °C}$ )**

The following table provides order codes for XLamp CXA3070 LEDs. For a complete description of the order code nomenclature, please see the Bin and Order Code Formats section (page 14).

CCT Range	CRI		Base Order Codes Min. Luminous Flux @ 1925 mA			2-Step Order Code		4-Step Order Code		
	Min	Typ	Group	Flux (lm) @ 85 °C	Flux (lm) @ 25 °C*	Chromaticity Region		Chromaticity Region		
6500 K	70	75	Z4	7945	8534	50H		65F	CXA3070-0000-000N00Z465F	
			AB	8500	9130				CXA3070-0000-000N00AB65F	
			AD	9000	9667				CXA3070-0000-000N00AD65F	
			BB	9500	10,204				CXA3070-0000-000N00BB65F	
	80	---	Z4	7945	8534	50H		65F	CXA3070-0000-000N0HZ465F	
			AB	8500	9130				CXA3070-0000-000N0HAB65F	
AD			9000	9667			CXA3070-0000-000N0HAD65F			
5700 K	70	75	Z4	7945	8534	50H		57F	CXA3070-0000-000N00Z457F	
			AB	8500	9130				CXA3070-0000-000N00AB57F	
			AD	9000	9667				CXA3070-0000-000N00AD57F	
			BB	9500	10,204				CXA3070-0000-000N00BB57F	
	80	---	Z4	7945	8534	50H		57F	CXA3070-0000-000N0HZ457F	
			AB	8500	9130				CXA3070-0000-000N0HAB57F	
AD			9000	9667			CXA3070-0000-000N0HAD57F			
5000 K	70	75	Z4	7945	8534	50H	CXA3070-0000-000N00Z450H	50F	CXA3070-0000-000N00Z450F	
			AB	8500	9130				CXA3070-0000-000N00AB50H	CXA3070-0000-000N00AB50F
			AD	9000	9667				CXA3070-0000-000N00AD50H	CXA3070-0000-000N00AD50F
			BB	9500	10,204				CXA3070-0000-000N00BB50H	CXA3070-0000-000N00BB50F
	80	---	Z4	7945	8534	50H	CXA3070-0000-000N0HZ450H	50F	CXA3070-0000-000N0HZ450F	
			AB	8500	9130				CXA3070-0000-000N0HAB50H	CXA3070-0000-000N0HAB50F
			AD	9000	9667				CXA3070-0000-000N0HAD50H	CXA3070-0000-000N0HAD50F
	90	95	Y2	6430	6907	50H	CXA3070-0000-000N0UY250H	50F	CXA3070-0000-000N0UY250F	
			Y4	6910	7422				CXA3070-0000-000N0UY450H	CXA3070-0000-000N0UY450F
			Z2	7390	7938				CXA3070-0000-000N0UZ250H	CXA3070-0000-000N0UZ250F

- Notes
- Cree maintains a tolerance of  $\pm 7\%$  on flux and power measurements,  $\pm 0.005$  on chromaticity (CCx, CCy) measurements and a tolerance of  $\pm 2$  on CRI measurements. See the Measurements section (page 16).
  - \* Flux values @ 25 °C are calculated and for reference only.

**FLUX CHARACTERISTICS, EASYWHITE® ORDER CODES AND BINS ( $I_f = 1925 \text{ mA}$ ,  $T_j = 85 \text{ °C}$ ) - CONTINUED**

CCT Range	CRI		Base Order Codes Min. Luminous Flux @ 1925 mA			2-Step Order Code		4-Step Order Code		
	Min	Typ	Group	Flux (lm) @ 85 °C	Flux (lm) @ 25 °C*	Chromaticity Region		Chromaticity Region		
4000 K	70	75	Z2	7390	7938	40H	CXA3070-0000-000N00Z240H	40F	CXA3070-0000-000N00Z240F	
			Z4	7945	8534		CXA3070-0000-000N00Z440H		CXA3070-0000-000N00Z440F	
			AB	8500	9130		CXA3070-0000-000N00AB40H		CXA3070-0000-000N00AB40F	
			AD	9000	9667		CXA3070-0000-000N00AD40H		CXA3070-0000-000N00AD40F	
			BB	9500	10,204		CXA3070-0000-000N00BB40H		CXA3070-0000-000N00BB40F	
	80	---	Z2	7390	7938	40H	CXA3070-0000-000N0HZ240H	40F	CXA3070-0000-000N0HZ240F	
			Z4	7945	8534		CXA3070-0000-000N0HZ440H		CXA3070-0000-000N0HZ440F	
			AB	8500	9130		CXA3070-0000-000N0HAB40H		CXA3070-0000-000N0HAB40F	
			AD	9000	9667		CXA3070-0000-000N0HAD40H		CXA3070-0000-000N0HAD40F	
	90	95	Y2	6430	6907	40H	CXA3070-0000-000N0UY240H	40F	CXA3070-0000-000N0UY240F	
			Y4	6910	7422		CXA3070-0000-000N0UY440H		CXA3070-0000-000N0UY440F	
	3500 K	80	---	Y4	6910	7422	35H	CXA3070-0000-000N00Y435H	35F	CXA3070-0000-000N00Y435F
				Z2	7390	7938		CXA3070-0000-000N00Z235H		CXA3070-0000-000N00Z235F
				Z4	7945	8534		CXA3070-0000-000N00Z435H		CXA3070-0000-000N00Z435F
AB				8500	9130	CXA3070-0000-000N00AB35H		CXA3070-0000-000N00AB35F		
93		95	X4	6010	6456	35H	CXA3070-0000-000N0YX435H	35F	CXA3070-0000-000N0YX435F	
			Y2	6430	6907		CXA3070-0000-000N0YY235H		CXA3070-0000-000N0YY235F	
3000 K	80	---	Y4	6910	7422	30H	CXA3070-0000-000N00Y430H	30F	CXA3070-0000-000N00Y430F	
			Z2	7390	7938		CXA3070-0000-000N00Z230H		CXA3070-0000-000N00Z230F	
			Z4	7945	8534		CXA3070-0000-000N00Z430H		CXA3070-0000-000N00Z430F	
			AB	8500	9130		CXA3070-0000-000N00AB30H		CXA3070-0000-000N00AB30F	
	93	95	X4	6010	6456	30H	CXA3070-0000-000N0YX430H	30F	CXA3070-0000-000N0YX430F	
			Y2	6430	6907		CXA3070-0000-000N0YY230H		CXA3070-0000-000N0YY230F	
2700 K	80	---	Y2	6430	6907	27H	CXA3070-0000-000N00Y227H	27F	CXA3070-0000-000N00Y227F	
			Y4	6910	7422		CXA3070-0000-000N00Y427H		CXA3070-0000-000N00Y427F	
			Z2	7390	7938		CXA3070-0000-000N00Z227H		CXA3070-0000-000N00Z227F	
			Z4	794	8534		CXA3070-0000-000N00Z427H		CXA3070-0000-000N00Z427F	
	93	95	X2	5590	6005	27H	CXA3070-0000-000N0YX227H	27F	CXA3070-0000-000N0YX227F	
			X4	6010	6456		CXA3070-0000-000N0YX427H		CXA3070-0000-000N0YX427F	

- Notes
- Cree maintains a tolerance of  $\pm 7\%$  on flux and power measurements,  $\pm 0.005$  on chromaticity (CCx, CCy) measurements and a tolerance of  $\pm 2$  on CRI measurements. See the Measurements section (page 16).
  - \* Flux values @ 25 °C are calculated and for reference only.

**FLUX CHARACTERISTICS, ANSI WHITE ORDER CODES AND BINS ( $I_F = 1925 \text{ mA}$ ,  $T_j = 85 \text{ °C}$ )**

The following table provides order codes for XLamp CXA3070 LEDs. For a complete description of the order code nomenclature, please see the Bin and Order Code Formats section (page 14).

CCT Range	CRI		Base Order Codes Min Luminous Flux @ 1925 mA			Chromaticity Regions	Order Code
	Min	Typ	Group	Flux (lm) @ 85 °C	Flux (lm) @ 25 °C*		
6500 K	70	75	Z4	7945	8534	1A0, 1B0, 1C0, 1D0	CXA3070-0000-000N00Z40E1
			AB	8500	9130		CXA3070-0000-000N00AB0E1
			AD	9000	9667		CXA3070-0000-000N00AD0E1
			BB	9500	10,204		CXA3070-0000-000N00BB0E1
	80	---	Z4	7945	8534	1A0, 1B0, 1C0, 1D0	CXA3070-0000-000N0HZ40E1
			AB	8500	9130		CXA3070-0000-000N0HAB0E1
AD			9000	9667	CXA3070-0000-000N0HAD0E1		
5700 K	70	75	Z4	7945	8534	2A0, 2B0, 2C0, 2D0	CXA3070-0000-000N00Z40E2
			AB	8500	9130		CXA3070-0000-000N00AB0E2
			AD	9000	9667		CXA3070-0000-000N00AD0E2
			BB	9500	10,204		CXA3070-0000-000N00BB0E2
	80	---	Z4	7945	8534	2A0, 2B0, 2C0, 2D0	CXA3070-0000-000N0HZ40E2
			AB	8500	9130		CXA3070-0000-000N0HAB0E2
AD			9000	9667	CXA3070-0000-000N0HAD0E2		
5000 K	70	75	Z4	7945	8534	3A0, 3B0, 3C0, 3D0	CXA3070-0000-000N00Z40E3
			AB	8500	9130		CXA3070-0000-000N00AB0E3
			AD	9000	9667		CXA3070-0000-000N00AD0E3
			BB	9500	10,204		CXA3070-0000-000N00BB0E3
	80	---	Z4	7945	8534	3A0, 3B0, 3C0, 3D0	CXA3070-0000-000N0HZ40E3
			AB	8500	9130		CXA3070-0000-000N0HAB0E3
			AD	9000	9667		CXA3070-0000-000N0HAD0E3
	90	95	Y2	6430	6907	3A0, 3B0, 3C0, 3D0	CXA3070-0000-000N0UY20E3
			Y4	6910	7422		CXA3070-0000-000N0UY40E3
Z2			7390	7938	CXA3070-0000-000N0UZ20E3		

**Notes**

- Cree maintains a tolerance of  $\pm 7\%$  on flux and power measurements,  $\pm 0.005$  on chromaticity (CCx, CCy) measurements and a tolerance of  $\pm 2$  on CRI measurements. See the Measurements section (page 16).
- \* Flux values @ 25 °C are calculated and for reference only.

**FLUX CHARACTERISTICS, ANSI WHITE ORDER CODES AND BINS ( $I_F = 1925 \text{ mA}$ ,  $T_J = 85 \text{ °C}$ ) - CONTINUED**

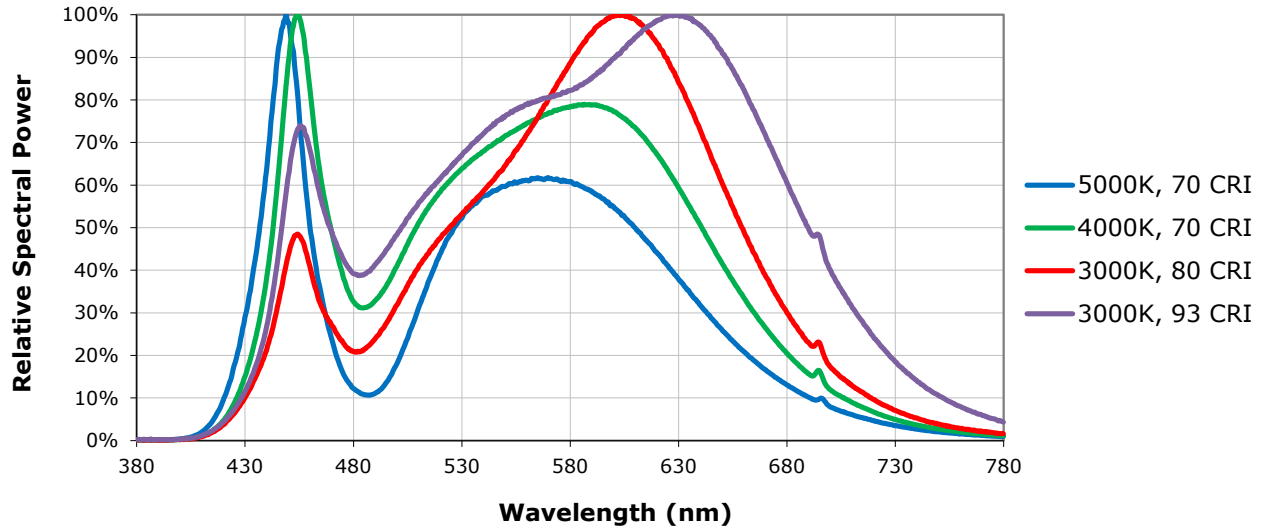
CCT Range	CRI		Base Order Codes Min Luminous Flux @ 1925 mA			Chromaticity Regions	Order Code
	Min	Typ	Group	Flux (lm) @ 85 °C	Flux (lm) @ 25 °C*		
4000 K	70	75	Z2	7390	7938	5A0, 5B0, 5C0, 5D0	CXA3070-0000-000N00Z20E5
			Z4	7945	8534		CXA3070-0000-000N00Z40E5
			AB	8500	9130		CXA3070-0000-000N00AB0E5
			AD	9000	9667		CXA3070-0000-000N00AD0E5
			BB	9500	10,204		CXA3070-0000-000N00BB0E5
	80	---	Z2	7390	7938	5A0, 5B0, 5C0, 5D0	CXA3070-0000-000N0HZ20E5
			Z4	7945	8534		CXA3070-0000-000N0HZ40E5
			AB	8500	9130		CXA3070-0000-000N0HAB0E5
			AD	9000	9667		CXA3070-0000-000N0HAD0E5
	90	95	Y2	6430	6907	5A0, 5B0, 5C0, 5D0	CXA3070-0000-000N0UY20E5
			Y4	6910	7422		CXA3070-0000-000N0UY40E5

**Notes**

- Cree maintains a tolerance of  $\pm 7\%$  on flux and power measurements,  $\pm 0.005$  on chromaticity (CCx, CCy) measurements and a tolerance of  $\pm 2$  on CRI measurements. See the Measurements section (page 16).
- \* Flux values @ 25 °C are calculated and for reference only.

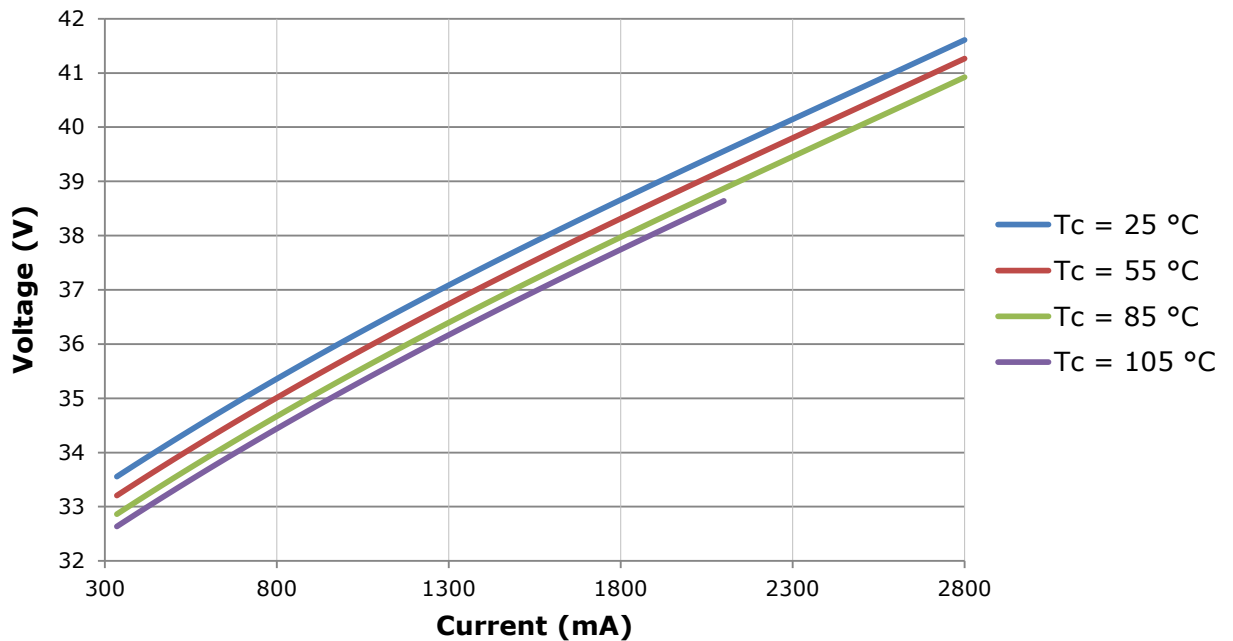
### RELATIVE SPECTRAL POWER DISTRIBUTION ( $I_f = 1925 \text{ mA}$ , $T_j = 85 \text{ °C}$ )

The following graph is the result of a series of pulsed measurements at 1925 mA and  $T_j = 85 \text{ °C}$ .



### ELECTRICAL CHARACTERISTICS

The following graph is the result of a series of steady-state measurements.

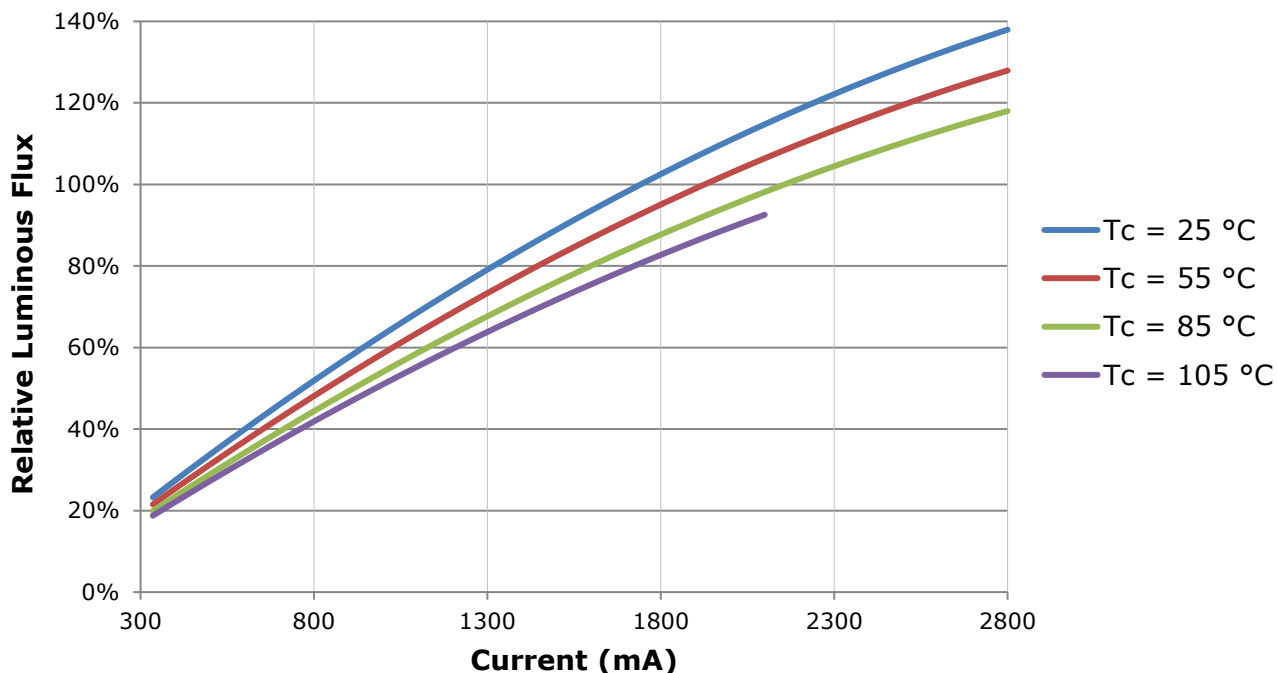


### RELATIVE LUMINOUS FLUX

The relative luminous flux values provided below are the ratio of:

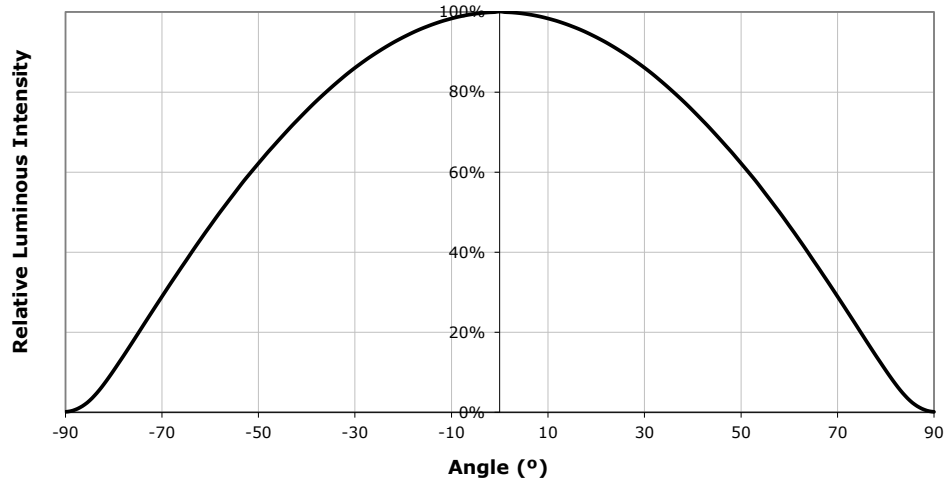
- Measurements of CXA3070 at steady-state operation at the given conditions, divided by
- Flux measured during binning, which is a pulsed measurement at 1925 mA at  $T_j = 85\text{ °C}$ .

For example, at steady-state operation of  $T_c = 25\text{ °C}$ ,  $I_f = 1300\text{ mA}$ , the relative luminous flux ratio is 80% in the chart below. A CXA3070 LED that measures 8500 lm during binning will deliver 6800 lm ( $8500 \times 0.8$ ) at steady-state operation of  $T_c = 25\text{ °C}$ ,  $I_f = 1300\text{ mA}$ .





### TYPICAL SPATIAL DISTRIBUTION



### PERFORMANCE GROUPS - BRIGHTNESS ( $I_f = 1925 \text{ mA}$ , $T_j = 85 \text{ °C}$ )

XLamp CXA3070 LEDs are tested for luminous flux and placed into one of the following bins.

Group Code	Min. Luminous Flux @ 1925 mA	Max. Luminous Flux @ 1925 mA
W2	4860	5225
W4	5225	5590
X2	5590	6010
X4	6010	6430
Y2	6430	6910
Y4	6910	7390
Z2	7390	7945
Z4	7945	8500
AB	8500	9000
AD	9000	9500
BB	9500	10,000
BD	10,000	11,000
CB	11,000	12,000

**PERFORMANCE GROUPS - CHROMATICITY ( $T_j = 85\text{ °C}$ )**

XLamp CXA3070 LEDs are tested for chromaticity and placed into one of the regions defined by the following bounding coordinates.

EasyWhite Color Temperatures – 4-Step			
Code	CCT	x	y
65F	6500 K	0.3097	0.3196
		0.3079	0.3297
		0.3164	0.3382
		0.3176	0.3275
57F	5700 K	0.3253	0.3325
		0.3249	0.3439
		0.3331	0.3514
		0.3330	0.3393
50F	5000 K	0.3407	0.3459
		0.3415	0.3586
		0.3499	0.3654
		0.3484	0.3521
40F	4000 K	0.3744	0.3685
		0.3782	0.3837
		0.3912	0.3917
		0.3863	0.3758
35F	3500 K	0.3981	0.3800
		0.4040	0.3966
		0.4186	0.4037
		0.4116	0.3865
30F	3000 K	0.4242	0.3919
		0.4322	0.4096
		0.4449	0.4141
		0.4359	0.3960
27F	2700 K	0.4475	0.3994
		0.4573	0.4178
		0.4695	0.4207
		0.4589	0.4021

EasyWhite Color Temperatures – 2-Step			
Code	CCT	x	y
50H	5000K	0.3429	0.3507
		0.3434	0.3571
		0.3475	0.3604
		0.3469	0.3539
40H	4000K	0.3784	0.3741
		0.3804	0.3818
		0.3867	0.3857
		0.3844	0.3778
35H	3500K	0.4030	0.3857
		0.4061	0.3941
		0.4132	0.3976
		0.4099	0.3890
30H	3000K	0.4291	0.3973
		0.4333	0.4062
		0.4395	0.4084
		0.4351	0.3994
27H	2700K	0.4528	0.4046
		0.4578	0.4138
		0.4638	0.4152
		0.4586	0.4060

**PERFORMANCE GROUPS - CHROMATICITY ( $T_j = 85\text{ }^\circ\text{C}$ ) - CONTINUED**

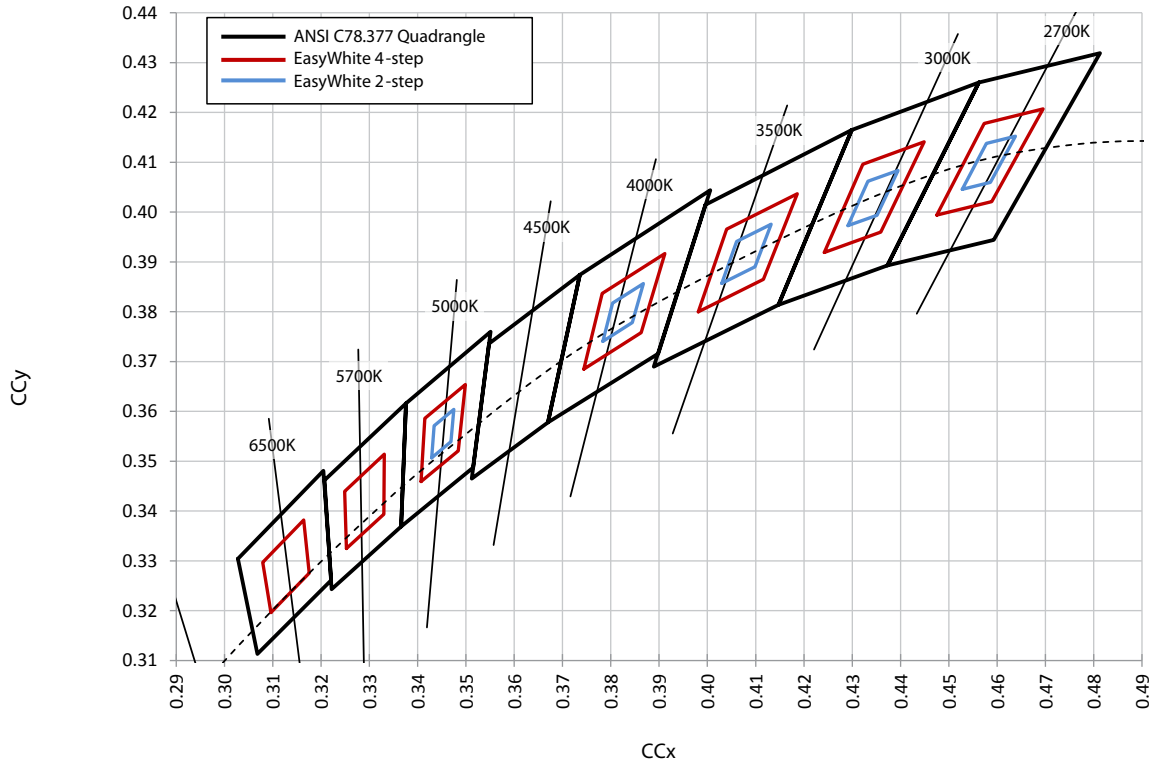
ANSI White Bins				
Code	CCT	Bin Code	x	y
0E1	6500 K	1A0	0.3048	0.3207
			0.3130	0.3290
			0.3144	0.3186
			0.3068	0.3113
		1B0	0.3028	0.3304
			0.3115	0.3391
			0.3130	0.3290
			0.3048	0.3207
		1C0	0.3115	0.3391
			0.3205	0.3481
			0.3213	0.3373
			0.3130	0.3290
		1D0	0.3130	0.3290
			0.3213	0.3373
			0.3221	0.3261
			0.3144	0.3186

ANSI White Bins				
Code	CCT	Bin Code	x	y
0E2	5700 K	2A0	0.3215	0.3350
			0.3290	0.3417
			0.3290	0.3300
			0.3222	0.3243
		2B0	0.3207	0.3462
			0.3290	0.3538
			0.3290	0.3417
			0.3215	0.3350
		2C0	0.3290	0.3538
			0.3376	0.3616
			0.3371	0.3490
			0.3290	0.3417
		2D0	0.3290	0.3417
			0.3371	0.3490
			0.3366	0.3369
			0.3290	0.3300

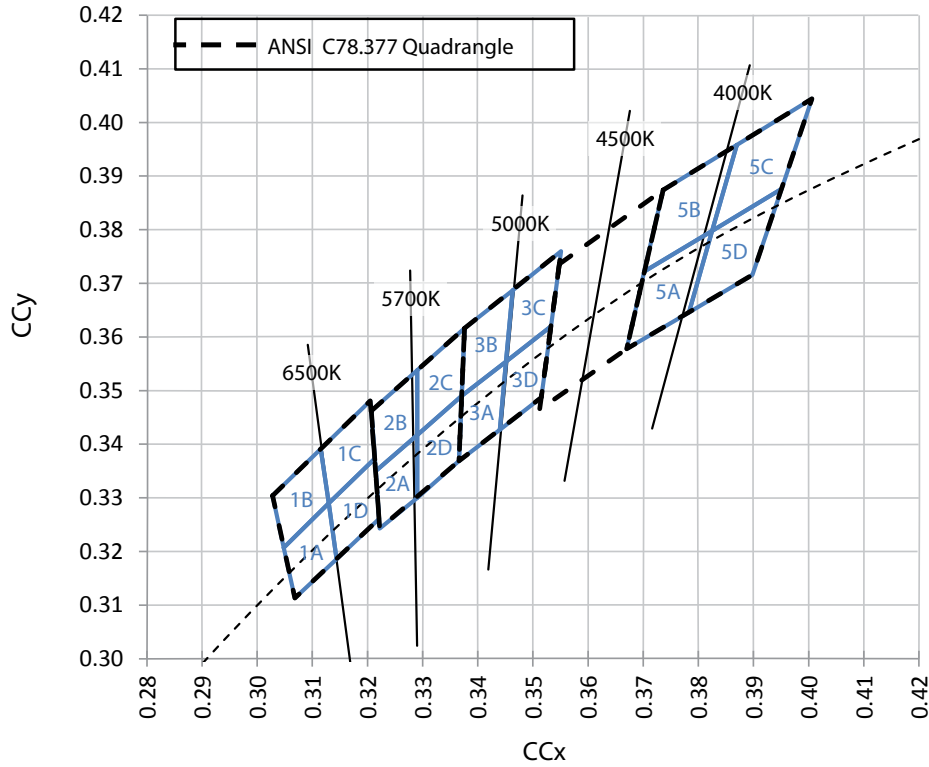
ANSI White Bins				
Code	CCT	Bin Code	x	y
0E3	5000 K	3A0	.3371	.3490
			.3451	.3554
			.3440	.3427
			.3366	.3369
		3B0	.3376	.3616
			.3463	.3687
			.3451	.3554
			.3371	.3490
		3C0	.3463	.3687
			.3551	.3760
			.3533	.3620
			.3451	.3554
		3D0	.3451	.3554
			.3533	.3620
			.3515	.3487
			.3440	.3427

ANSI White Bins				
Code	CCT	Bin Code	x	y
0E5	4000 K	5A0	.3670	.3578
			.3702	.3722
			.3825	.3798
			.3783	.3646
		5B0	.3702	.3722
			.3736	.3874
			.3869	.3958
			.3825	.3798
		5C0	.3825	.3798
			.3869	.3958
			.4006	.4044
			.3950	.3875
		5D0	.3783	.3646
			.3825	.3798
			.3950	.3875
			.3898	.3716

## CREE EASYWHITE® BINS PLOTTED ON THE CIE 1931 COLOR SPACE ( $T_j = 85\text{ }^\circ\text{C}$ )

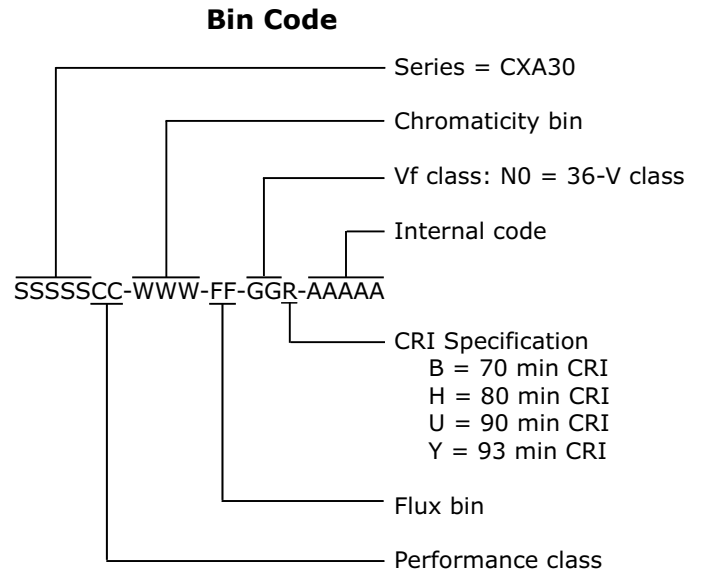
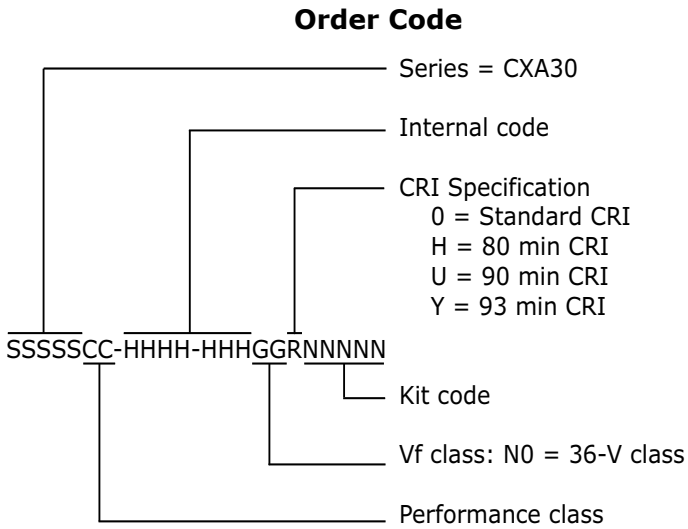


## CREE ANSI WHITE BINS PLOTTED ON THE CIE 1931 COLOR SPACE ( $T_j = 85^\circ\text{C}$ )



### BIN AND ORDER CODE FORMATS

Bin codes and order codes are configured as follows:

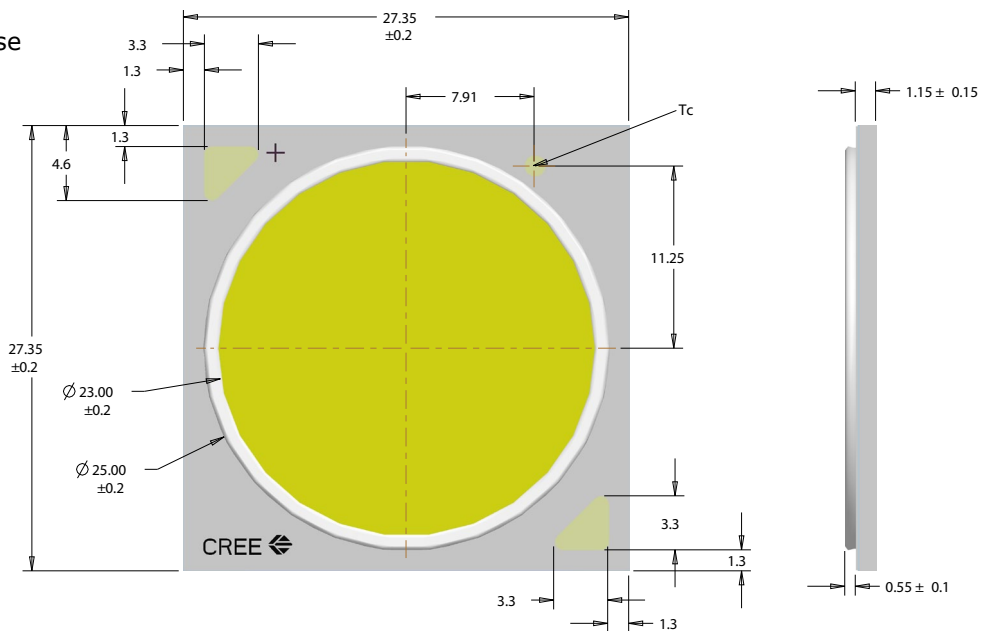


### MECHANICAL DIMENSIONS

Dimensions are in mm.

Tolerances unless otherwise specified:

- .x ± .10
- .xx ± .03
- .xxx ± .010
- x° ± 1°



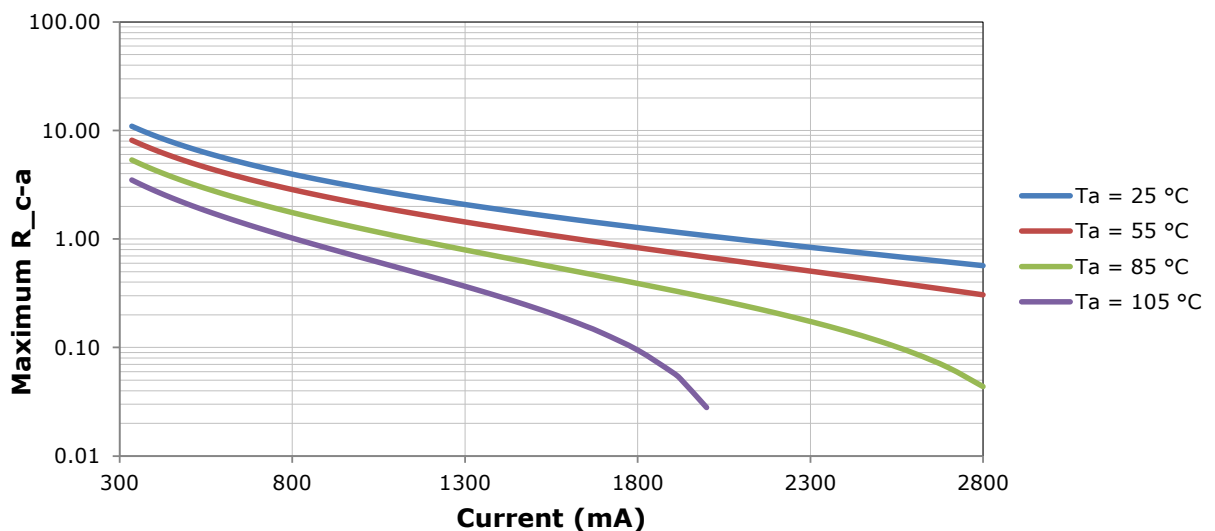
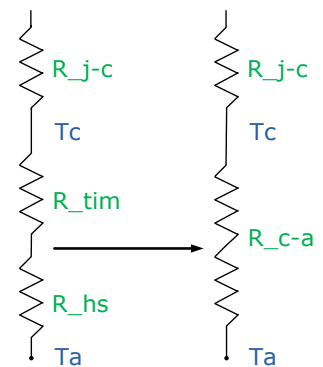
### THERMAL DESIGN

The CXA family of LED arrays can include over a hundred different LED die inside one package, and thus over a hundred different junction temperatures ( $T_j$ ). Cree has intentionally removed junction-temperature-based operating limits and replaced the commonplace maximum  $T_j$  calculations with maximum ratings based on forward current ( $I_f$ ) and case temperature ( $T_c$ ). No additional calculations are required to ensure the CXA LED is being operated within its designed limits. Please refer to page 2 for the Operating Limit specification.

Cree has measured the temperature at the bottom of the package, commonly referred to as the solder point ( $T_{sp}$ ), and found this value to be equivalent to the temperature at the  $T_c$  location at the top of the package once the LED has reached thermal equilibrium. There is no need to calculate for  $T_j$  inside the package, as the thermal management design process, specifically from  $T_{sp}$  to ambient ( $T_a$ ), remains identical to any other LED component. For more information on thermal management of Cree XLamp LEDs, please refer to the [Thermal Management application note](#). For CXA soldering recommendations and more information on thermal interface materials (TIM) and connection methods, please refer to the [Cree XLamp CXA Family LEDs soldering and handling document](#). The [CXA LED Design Guide](#) provides basic information on the requirements to use Cree XLamp CXA LEDs successfully in luminaire designs..

To keep the CXA3070 LED at or below the maximum rated  $T_c$ , the case to ambient temperature thermal resistance ( $R_{c-a}$ ) must be at or below the maximum  $R_{c-a}$  value shown on the following graph, depending on the operating environment. The y-axis in the graph is a base 10 logarithmic scale.

As the figure at right shows, the  $R_{c-a}$  value is the sum of the thermal resistance of the TIM ( $R_{tim}$ ) plus the thermal resistance of the heat sink ( $R_{hs}$ ).



## NOTES

---

### **Measurements**

The luminous flux, radiant power, chromaticity and CRI measurements in this document are binning specifications only and solely represent product measurements as of the date of shipment. These measurements will change over time based on a number of factors that are not within Cree's control and are not intended or provided as operational specifications for the products. Calculated values are provided for informational purposes only and are not intended as specifications.

### **Lumen Maintenance**

Cree now uses standardized IES LM-80-08 and TM-21-11 methods for collecting long-term data and extrapolating LED lumen maintenance. For information on the specific LM-80 data sets available for this LED, refer to the public [LM-80 results document](#).

Please read the [Long-Term Lumen Maintenance application note](#) for more details on Cree's lumen maintenance testing and forecasting. Please read the [Thermal Management application note](#) for details on how thermal design, ambient temperature, and drive current affect the LED junction temperature.

### **RoHS Compliance**

The levels of RoHS restricted materials in this product are below the maximum concentration values (also referred to as the threshold limits) permitted for such substances, or are used in an exempted application, in accordance with EU Directive 2011/65/EC (RoHS2), as implemented January 2, 2013. RoHS Declarations for this product can be obtained from your Cree representative or from the Product Documentation sections of [www.cree.com](http://www.cree.com).

### **UL Recognized Component**

Level 4 enclosure consideration. The LED package or a portion thereof has been investigated as a fire and electrical enclosure per ANSI/UL 8750.

### **Vision Advisory**

**WARNING:** Do not look at exposed lamp in operation. Eye injury can result. For more information about LEDs and eye safety, please refer to the [LED Eye Safety application note](#).



### PACKAGING

Cree CXA3070 LEDs are packaged in trays of 20. Five trays are sealed in an anti-static bag and placed inside a carton, for a total of 100 LEDs per carton. Each carton contains 100 LEDs from the same performance bin.

Dimensions are in inches.

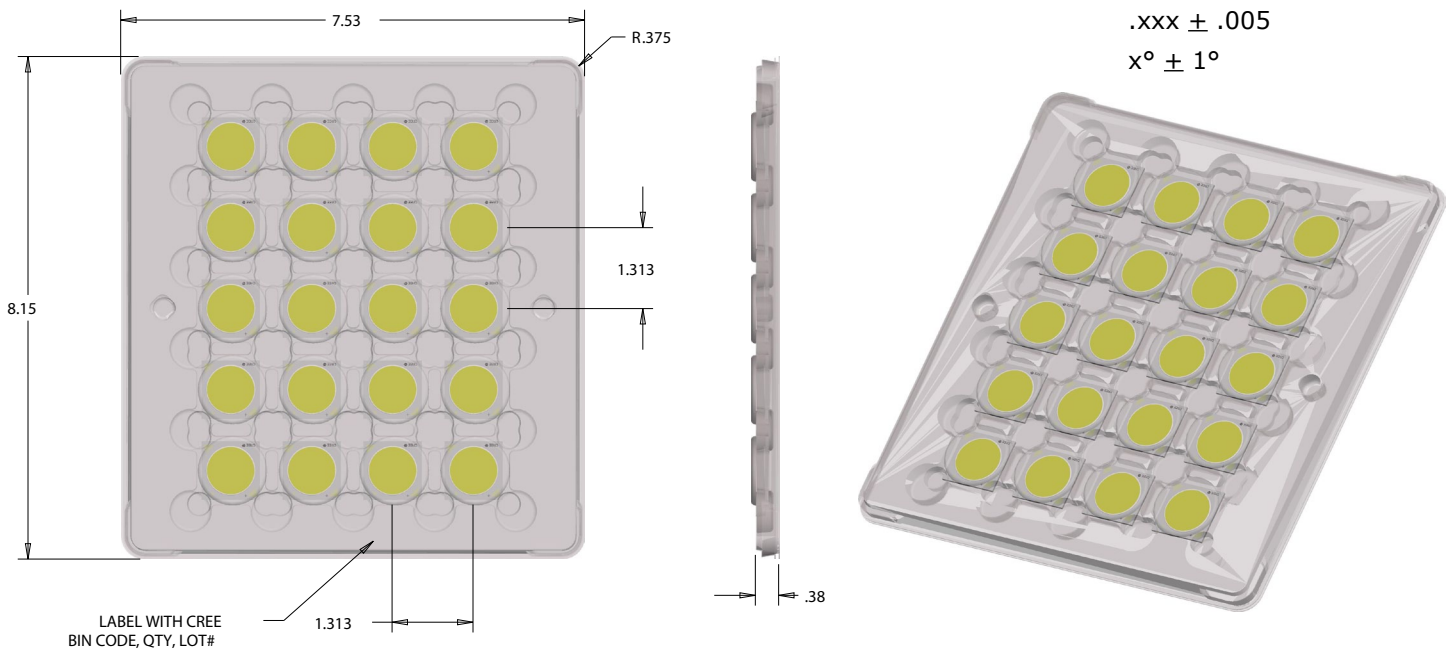
Tolerances:

.x ± .1

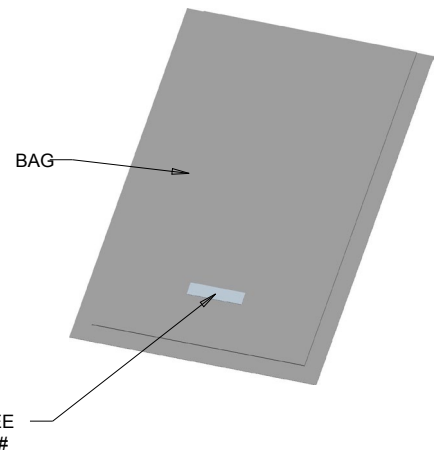
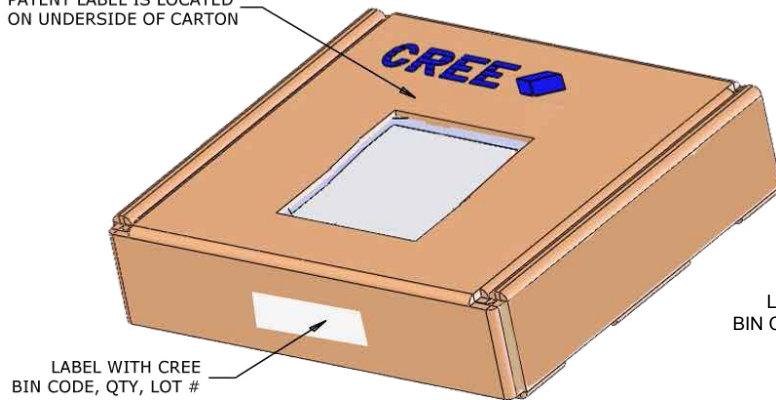
.xx ± .05

.xxx ± .005

x° ± 1°



PATENT LABEL IS LOCATED ON UNDERSIDE OF CARTON



# Mouser Electronics

Authorized Distributor

Click to View Pricing, Inventory, Delivery & Lifecycle Information:

## Cree, Inc.:

[CXA3070-0000-000N00Z230F](#) [CXA3070-0000-000N00Z240F](#) [CXA3070-0000-000N00Z450F](#) [CXA3070-0000-000N00Y435F](#) [CXA3070-0000-000N0HAD50H](#) [CXA3070-0000-000N00AB50F](#) [CXA3070-0000-000N00Z440H](#) [CXA3070-0000-000N00Z227H](#) [CXA3070-0000-000N00Z235H](#) [CXA3070-0000-000N0HZ450H](#) [CXA3070-0000-000N00AB40H](#) [CXA3070-0000-000N00Z430H](#) [CXA3070-0000-000N00Y427F](#) [CXA3070-0000-000N00AD50F](#) [CXA3070-0000-000N0HZ450F](#) [CXA3070-0000-000N00Y227H](#) [CXA3070-0000-000N00Z430F](#) [CXA3070-0000-000N00Z435F](#) [CXA3070-0000-000N00AD50H](#) [CXA3070-0000-000N0HAD50H](#) [CXA3070-0000-000N00Z230H](#) [CXA3070-0000-000N0HAD50F](#) [CXA3070-0000-000N00Y427H](#) [CXA3070-0000-000N00Y430H](#) [CXA3070-0000-000N0HAD40H](#) [CXA3070-0000-000N0HZ440F](#) [CXA3070-0000-000N0HZ240H](#) [CXA3070-0000-000N00Y430F](#) [CXA3070-0000-000N00Z435H](#) [CXA3070-0000-000N00Z450H](#) [CXA3070-0000-000N00AB50H](#) [CXA3070-0000-000N00Z240H](#) [CXA3070-0000-000N00Z440F](#) [CXA3070-0000-000N00Y435H](#) [CXA3070-0000-000N0HAD50F](#) [CXA3070-0000-000N00Z227F](#) [CXA3070-0000-000N0HAD40F](#) [CXA3070-0000-000N00Z235F](#) [CXA3070-0000-000N0HZ240F](#) [CXA3070-0000-000N00AB40F](#) [CXA3070-0000-000N00Y227F](#) [CXA3070-0000-000N0HZ440H](#) [CXA3070-0000-000N0HAD0E5](#) [CXA3070-0000-000N00AB35F](#) [CXA3070-0000-000N0UY440F](#) [CXA3070-0000-000N00AB0E5](#) [CXA3070-0000-000N0HZ457F](#) [CXA3070-0000-000N0HAD0E3](#) [CXA3070-0000-000N00Z465F](#) [CXA3070-0000-000N0YX435F](#) [CXA3070-0000-000N0YY230H](#) [CXA3070-0000-000N00AD57F](#) [CXA3070-0000-000N0UY250F](#) [CXA3070-0000-000N0UY450H](#) [CXA3070-0000-000N0HAD57F](#) [CXA3070-0000-000N0UZ250H](#) [CXA3070-0000-000N00Z457F](#) [CXA3070-0000-000N0HZ40E1](#) [CXA3070-0000-000N0UY40E5](#) [CXA3070-0000-000N00AB0E3](#) [CXA3070-0000-000N0HAD65F](#) [CXA3070-0000-000N0YX427F](#) [CXA3070-0000-000N0HZ40E5](#) [CXA3070-0000-000N00AB30H](#) [CXA3070-0000-000N0UY20E3](#) [CXA3070-0000-000N00BB50H](#) [CXA3070-0000-000N0UY450F](#) [CXA3070-0000-000N0HZ20E5](#) [CXA3070-0000-000N00AB0E2](#) [CXA3070-0000-000N00BB0E5](#) [CXA3070-0000-000N0HAD57F](#) [CXA3070-0000-000N00AD0E2](#) [CXA3070-0000-000N00Z427H](#) [CXA3070-0000-000N0YX430F](#) [CXA3070-0000-000N0UZ250F](#) [CXA3070-0000-000N00BB65F](#) [CXA3070-0000-000N0UZ20E3](#) [CXA3070-0000-000N0HZ465F](#) [CXA3070-0000-000N00AB30F](#) [CXA3070-0000-000N0UY240F](#) [CXA3070-0000-000N00AB35H](#) [CXA3070-0000-000N0HAD0E5](#) [CXA3070-0000-000N00BB40H](#) [CXA3070-0000-000N00AB0E1](#) [CXA3070-0000-000N00Z40E2](#) [CXA3070-0000-000N0YX227F](#) [CXA3070-0000-000N0UY250H](#) [CXA3070-0000-000N0UY40E3](#) [CXA3070-0000-000N0HAD0E1](#) [CXA3070-0000-000N0YX435H](#) [CXA3070-0000-000N00BB0E2](#) [CXA3070-0000-000N0HAD0E3](#) [CXA3070-0000-000N00BB40F](#) [CXA3070-0000-000N00AD0E3](#) [CXA3070-0000-000N0YX430H](#) [CXA3070-0000-000N00BB0E1](#) [CXA3070-0000-000N00AD40H](#) [CXA3070-0000-000N0HAD40H](#) [CXA3070-0000-000N00Z40E3](#) [CXA3070-0000-000N0UY240H](#)