



Table of content

MASTER LEDtube HF InstantFit T5

- 1500 mm MASTER LEDtube HF InstantFit T5 2

MASTER LEDtube HF InstantFit T8

- 600mm MASTER LEDtube HF InstantFit T8 3
- 1200 mm MASTER LEDtube HF InstantFit T8 4
- 1500 mm MASTER LEDtube HF InstantFit T8 6

CorePro LEDtube HF InstantFit T8

- 600mm CorePro LED tube HF InstantFit T8 8
- 1200mm CorePro LED tube HF InstantFit T8 9
- 1500mm CorePro LED tube HF InstantFit T8 11

1500 mm MASTER LEDtube HF InstantFit T5

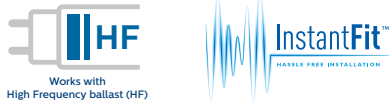


Ballast Compatibility

KEY

	Ballast is compatible
	Ballast is compatible, light output may differ >10% compared to specifications
	Ballast is not compatible

This document is for information purposes and must be treated as recommendation. Philips attempted to provide best results, results are generated in lab controlled environment and may differ from actual application conditions



			MAS LEDtube HF 1500mm HO 26W 8xx T5 929001296102 929001296202 929001296302	
			AC (50 Hz) on HF Ballast Compatible	
Ballast type	10nc / Ref. no.	Lamps on ballast		
PHILIPS	HF-E 1/2 49 TL5 II	9137130407	1	
	HF-E 1/2 49 TL5 II	9137130407	2	
	HF-P 1 49 TL5 HO 220-240	9137001660	1	
	HF-P 149 TL5 220-240	9137001177	1	
	HF-P 149 TL5 HO EII 220-240	9137006132	1	
	HF-P 149 TL5 HO III IDC	9137130280	1	
	HF-P 249 TL5 220-240	9137001240	2	
	HF-P 249 TL5 HO III IDC	9137130281	2	
	HF-R 149 TL5 220-240	9137001181	1	
	HF-R TD 149 TL5 EII 220-240	9137006062	1	
	HF-S 149 TL5 II	9137130334	1	
	HF-S 249 TL5 II	9137130335	2	
	HF-R Es 249 TL5	9137006621	2	
	HF-P Xt 249 TL5 EII 220-240	9137006298	2	
	HF-P 249 TL5 220-240	9137001324	2	
	HF-R Es 149 TL5	9137006620	1	
	HF-P Xt 149 TL5 EII 220-240	9137006297	1	
	OSRAM	QT-FIT5 1X49		1
QT-FIT5 2X49			2	
QT-FQ 1X49/230-240 CW			1	
QTP5 1x49 (SHORTER VERSION)			1	
QTP5 2X49			2	
HELVAR	EL1X49ngn5		1	
	EL1x49s		1	
	EL1x49s-u		1	
	EL2X49ngn5		2	
	EL2x49s		2	
TRIDONIC ATCO	PC 1/49 T5 INDUSTRY	89800456	1	
	PC 1/49 T5 PRO lp	22087917	1	
	PC 1x49 T5 PRO lp	22185153	1	
	PC 1x49 T5 TOP lp	22185163	1	
	PC 2/49 T5 INDUSTRY	89800457	2	
	PC 2/49 T5 PRO lp	22087646	2	
	PC 2x49 T5 PRO lp	22185154	2	
	PC 2x49 T5 TOP lp	22185164	2	
	PCA 2/49 T5 ECO lp	22089499	2	
VOSSLOH-SCHWABE	ELXd 249.614	188343	2	
BAG-HUECO	BCS49.1FX-11/220-240	10077583	1	
	BCS49.2FX-11/220-240	10077584	2	

General note Philips LEDtube InstantFit T5

General notes: Refer to the product reference number in the header of the columns to use this product-ballast compatibility list.

Please note that Philips LEDtubes InstantFit T5 are only tested with HF ballast on AC operation. The performance of Philips LEDtubes InstantFit T5 on HF ballasts with DC operation is not tested and is therefore not guaranteed. Philips LEDtubes InstantFit T5 range is designed to work on HF ballasts only. This document is for information purposes only and must be treated as recommendation. Philips will not accept claims for any damage caused by not implementing the recommendations in this document. Philips does not accept any responsibility, warranty or liability when using Philips LEDtubes with ballasts not mentioned in this list, or when using successor models of the tested ballasts. Although Philips aims to provide the most accurate information and test results from controlled experiments the results may vary in different applications. This document focuses on the behaviour of above mentioned Philips LEDtube. Please also check and follow the instructions of HF ballast manufacturers for installation instructions.

Always check the latest update of the compatibility list on www.philips.com/ledtube

Dimming a LEDtube: Philips LEDtubes InstantFit T5 are not developed for dimming therefore the performance cannot be guaranteed in a dimming application. In case of usage of a non-dimmable product in a dimmable application, warranty does not apply

1200 mm MASTER LEDtube HF InstantFit T8

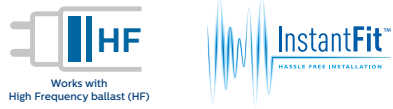
Ballast Compatibility



KEY

	Ballast is compatible
Dim	Ballast is compatible and conditional released for dimming
	Ballast is not compatible
	Ballast LEDtube combination not tested

This document is for information purposes and must be treated as recommendation. Philips attempted to provide best results, results are generated in lab controlled environment and may differ from actual application conditions



	Ballast type	10nc / Ref. no.	Lamps on ballast	MASTER LEDtube 1200mm HF SO, Instant Fit T8 1600 lm	MASTER LEDtube 1200mm HF HO, InstantFit T8 2100 lm	MASTER LEDtube 1200mm HF UO, InstantFit T8 2500 lm
				Product reference number: 929001124502 929001124602	Product reference number: 929001284302 929001284102 929001284202	Product reference number: 929001300202 929001300002 929001300102
				AC (50 Hz) on HF Ballast Compatible	AC (50 Hz) on HF Ballast Compatible	AC (50 Hz) on HF Ballast Compatible
PHILIPS	EB-C 136 TL-D 220-240	9137131992	1			
	EB-S 236 TL-D 220-230	9137130216	2			
	HF-B 136 TLD 220-240	9137001122	1			
	HF-B 136 TLD EII 220-240	9137001926	1			
	HF-B 236 TL-D 220-240	9137001124	2			
	HF-B 236 TLD EII 220-240	9137001928	2			
	HF-E 136 TL-D II	9137130410	1			
	HF-E 236 TL-D	9137130391	2			
	HF-E 236 TL-D II	9137130411	2			
	HF-K 136 TLD 220-240	9137001477	1			
	HF-P 136 TL-D III IDC	9137130315	1			
	HF-P 236 TL-D III IDC	9137130316	2			
	HF-P 336 TL-D III IDC	9137130317	3			
	HF-P Xt 136 TLD EII 220-240	9137006177	1			
	HF-P XT 236 TLD EII 220-240	9137006178	2			
	HF-P 136 TLD EII 220-240	9137001911	1			
	HF-P 236 TLD 230-240	9137001112	2			
	HF-Pi 1 14/21/24/28/39 TL5 EII 220-240	9137006240	1			
	HF-R 136 TL-D EII	9137006092	1		Dim	Dim
	HF-R 236 TL-D EII	9137006093	2		Dim	Dim
	HF-R 136 TL-D 220-240V 50/60Hz	9137001117	1			
	HF-R 236 TL-D 220-240V 50/60Hz	9137001120	2			
	HF-Ri TD 1 14/21/24/39TL5 E+	9137006983	1		Dim	Dim
HF-Ri TD 2 14/21/24/39TL5 E+	9137006984	2		Dim	Dim	
HF-S 136 TL-D II	9137130321	1				
HF-S 236 TL-D II	9137130324	2				
HF-S 336 TL-D II	9137130327	3				
OSRAM	QT-FIT8 1x36		1			
	QT-FIT8 2x36		2			
	QTP8 1x36		1			
	QTP8 2x36		2			
	QTP-OPTIMAL 1x18-40		1			
	QTP-OPTIMAL 2x18-40		2			
	QT-FIT 5/8 2x18-39		2			
HELVAR	EL1x36/40/18S		1			
	EL1x36HF		1			
	EL1x36ngn		1			
	EL2x36/40s		2			
	EL2x36ngn		2			

1200 mm MASTER LEDtube HF InstantFit T8

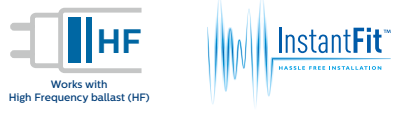
Ballast Compatibility



KEY

	Ballast is compatible
Dim	Ballast is compatible and conditional released for dimming
	Ballast is not compatible
	Ballast LEDtube combination not tested

This document is for information purposes and must be treated as recommendation. Philips attempted to provide best results, results are generated in lab controlled environment and may differ from actual application conditions



	Ballast type	10nc / Ref. no.	Lamps on ballast	MASTER LEDtube 1200mm HF SO, Instant Fit T8 1600 lm	MASTER LEDtube 1200mm HF HO, InstantFit T8 2100 lm	MASTER LEDtube 1200mm HF UO, InstantFit T8 2500 lm
				Product reference number: 92900124502 92900124602	Product reference number: 929001284302 929001284102 929001284202	Product reference number: 929001300202 929001300002 929001300102
				AC (50 Hz) on HF Ballast Compatible	AC (50 Hz) on HF Ballast Compatible	AC (50 Hz) on HF Ballast Compatible
TRIDONIC ATCO	PC 1/36 T8 INDUSTRY	86458035	1			
	PC 1/36 T8 PRO	22176217	1			
	PC 1x36 T8 PRO lp	22185214	1			
	PC2/36 T8 INDUSTRY	86458036	2			
	PC2x36 T8 PRO sl	22185217	2			
	PC 2x36 T8 TOP sl	22185226	2			
	PC 1x36 T8 TOP sl	22185223	1			
	PC1/36 T8 PRO sc	89800008	1			
	PC 1/36 T8 PRO	22176108	1			
	PC 3/36 T8 PRO	22176231	3			
VOSSLOH-SCHWABE	ELXc 136.207	188708	1			
	ELXc 236.202	188316	2			
	ELXc 236.208	188705	2			
	ELXe 238.527	188137	2			
	ELXe 238.527	188137	1			
BAG-HUECO	BCS36.1FX-11/220-240	10077590	1			
	BCS36.2FX-11/220-240	10077591	2			
	D36.2-23021 E	166132	2			
	D 58.1-23021 E	166072	1			
	ECS36.2SR-01/220-240	167032	2			
TriLux	D36.2-23021 E		2			
	D58.1-23021E		1			
	DD58.1-23031E		1			
Others	EM ballast		1			
	Direct Mains		1			

General note Philips LEDtube InstantFit T8

General notes: Refer to the product reference number in the header of the columns to use this product-ballast compatibility list.

Please note that Philips LEDtubes InstantFit T8 are only tested with HF ballast on AC operation. The performance of Philips LEDtubes InstantFit T8 on HF ballasts with DC operation is not tested and is therefore not guaranteed. Philips LED tube InstantFit range is designed to work on HF ballasts only. For EM ballasts or direct mains connection, please contact a Philips sales representative for more information on our EM/Mains compatible range. This document is for information purposes only and must be treated as recommendation. Philips will not accept claims for any damage caused by not implementing the recommendations in this document. Philips does not accept any responsibility, warranty or liability when using Philips LEDtubes with ballasts not mentioned in this list, or when using successor models of the tested ballasts. Although Philips aims to provide the most accurate information and test results from controlled experiments the results may vary in different applications. This document focuses on the behaviour of above mentioned Philips LEDtube. Please also check and follow the instructions of HF ballast manufacturers for installation instructions.

Always check the latest update of the compatibility list on www.philips.com/ledtube

Dimming a LEDtube: Ballast types indicated in this list with DIM are conditional released by Philips to offer dimming functionality. Please note that the dimming curve of the LEDtube might differ from the curve of a fluorescent lamp. All other Philips LED tubes are not developed for dimming therefore the performance cannot be guaranteed in a dimming application. In case of usage of a non dimmable product in a dimmable application, warranty does not apply.

1500 mm MASTER LEDtube HF InstantFit T8



Ballast Compatibility

KEY

	Ballast is compatible
Dim	Ballast is compatible and conditional released for dimming
	Ballast is not compatible
	Ballast LEDtube combination not tested

This document is for information purposes and must be treated as recommendation. Philips attempted to provide best results, results are generated in lab controlled environment and may differ from actual application conditions



	Ballast type	10nc / Ref. no.	Lamps on ballast	MASTER LEDtube 1500mm HF SO, Instant Fit T8 2000 lm	MASTER LEDtube 1500mm HF HO, Instant Fit T8 3100 lm	MASTER LEDtube 1500mm HF UO, Instant Fit T8 3700 lm
				Product reference number: 929001122402 929001122502	Product reference number: 929001284602 929001284402 929001284502	Product reference number: 929001300502 929001300302 929001300402
				AC (50 Hz) on HF Ballast Compatible	AC (50 Hz) on HF Ballast Compatible	AC (50 Hz) on HF Ballast Compatible
PHILIPS	EI 158 TL-D 220-240	9137 006 075	1			
	HF-B 158 TLD 220-240	9137 001 123	1			
	HF-B 158 TLD EII 220-240	9137 001 927	1			
	HF-B 258 TLD 220-240	9137 001 125	2			
	HF-B 258 TL-D EII 220-240	9137 001 929	2			
	HF-E 158 TL-D	9137 130 389	1			
	HF-E 1/2 58 TL-D II	9137 130 409	2			
	HF-E 1/2 58 TL-D II	9137 130 409	1			
	HF-P 154/155 TL5 HO/PL-L III IDC	9137 130 282	1			
	HF-P 158 TLD EII 220-240	9137 001 912	1			
	HF-P 158 TL-D III IDC	9137 130 318	1			
	HF-P 258 TLD EII 220-240	9137 001 916	2			
	HF-P 258 TL-D III IDC	9137 130 319	2			
	HF-P Xt 158 TLD EII 220-240	9137 006 179	1			
	HF-P Xt 258 TL-D EII 220-240	9137 006 180	2			
	HF-P 158 TLD 220-240	9137 001 185	1			
	HF-P 258 TLD 220-240	9137 001 110	2			
	HF-R 258 TLD 220-240	9137 001 119	2			
	HF-R 158 TLD EII	9137 006 094	1			
	HF-R 258 TLD EII	9137 006 095	2			
	HF-R TD 258 TLD EII 220-240	9137 006 070	2			
	HF-RITD 1 28/35/49/54TL5 E+	9137006956	1			
	HF-RITD 2 28/35/49/54TL5 E+	9137006958	2			
	HF-S 158		1			
	HF-S 158 TL-D II	9137 130 322	1			
	HF-S 158 TL-D II 220-240V 50/60Hz	9137 130 322	1			
	HF-S 258 TL-D II	9137 130 325	2			
	HF-S 258 TL-D II HT	9137 006 899	2			
	HF-S 158 TLD 220-240	9137 006 319	1			
	EB-P 258 TLD ICC 220-240	9137 130 210	2			
OSRAM	QT Deluxe HF 1x58 230-240 DIM		1			
	QT Deluxe HF 2x58 230-240 Dim		2			
	QT-FIT8 1x58 - 70		1			
	QT-FIT8 2x58 70		2			
	QTP8 1x58		1			
	QTP8 2x58		2			
	QTP-OPTIMAL 1x54-58		1			
	QTP OPTIMAL 2x54 58		2			
	QT 1X58 DIM		1			
	QT-FIT 5/8 1x54-58		1			
QT-FIT 5/8 2x54-58		2				
HELVAR	EL1x58ngn		1			
	EL1x58s		1			
	EL2x58es		2			
	EL2x58HF		2			
	EL2x58ngn		2			
EL2x58s		2				
TRIDONIC ATCO	PC 1/58 T8 INDUSTRY	86 458 037	1			
	PC 1/58 T8 PRO	22 176 094	1			
	PC 1x58 T8 PRO Ip	22 185 215	1			
	PC 2/58 T8 INDUSTRY	86 458 038	2			
	PC 2x58 E011		2			
	PC 2x58 E011 IDC	22 083 174	2			
	PC 2x58 T8 PRO sl	22 185 218	2			
	PC 1x58 T8 TOP sl	22185224	1			
	PC 2x58 T8 TOP sl	22185227	2			
	PCA 1/58 excel one4all	22 085 286	1			
	PCA 2x58 EXCEL One4all Ip	28 000 040	2			

1500 mm MASTER LEDtube HF InstantFit T8

Ballast Compatibility



KEY

	Ballast is compatible
Dim	Ballast is compatible and conditional released for dimming
	Ballast is not compatible
	Ballast LEDtube combination not tested

This document is for information purposes and must be treated as recommendation. Philips attempted to provide best results, results are generated in lab controlled environment and may differ from actual application conditions



	Ballast type	10nc / Ref. no.	Lamps on ballast	MASTER LEDtube 1500mm HF SO, Instant Fit T8 2000 lm	MASTER LEDtube 1500mm HF HO, Instant Fit T8 3100 lm	MASTER LEDtube 1500mm HF UO, Instant Fit T8 3700 lm
				Product reference number: 929001122402 929001122502	Product reference number: 929001284602 929001284402 929001284502	Product reference number: 929001300502 929001300302 929001300402
				AC (50 Hz) on HF Ballast Compatible	AC (50 Hz) on HF Ballast Compatible	AC (50 Hz) on HF Ballast Compatible
VOSSLOH-SCHWABE	ELXc 158.201	188315	1			
	ELXc 158.209	188706	1			
	ELXc 158.218	188870	1			
	ELXc 258.203	188317	2			
	ELXc 258.210	188707	2			
	ELXc 258.219	188871	2			
	ELXe 258.222	188130	2			
	ELXe 158.524	188024	1			
BAG-HUECO	BCD58.1F-01/220-240/1-10V	1009 7145	1		Dim	Dim
	BCS58.1FX-11/220-240	1007 7592	1			
	BCS58.2FX-11/220-240	1007 7593	2			
	BCS58.2SX-01/220-240	1005 1003	2			
	D 58.1-23021 E	166 072	1			
	D 58.2-23021 E	166 082	2			
Trilux	SCS58.2SR-11/220-240	166 272	2			
	D58.1-23021E		1			
May + Christie	DD58.1-23031E		1			
	MCU 158		1			
Others	MCU 258		2			
	Direct mains					
	Electro Magnetic Ballast					

General note Philips LEDtube InstantFit T8

General notes: Refer to the product reference number in the header of the columns to use this product-ballast compatibility list. Please note that Philips LEDtubes InstantFit T8 are only tested with HF ballast on AC operation. The performance of Philips LEDtubes InstantFit T8 on HF ballasts with DC operation is not tested and is therefore not guaranteed. Philips LED tube InstantFit range is designed to work on HF ballasts only. For EM ballasts or direct mains connection, please contact a Philips sales representative for more information on our EM/Mains compatible range. This document is for information purposes only and must be treated as recommendation. Philips will not accept claims for any damage caused by not implementing the recommendations in this document. Philips does not accept any responsibility, warranty or liability when using Philips LEDtubes with ballasts not mentioned in this list, or when using successor models of the tested ballasts. Although Philips aims to provide the most accurate information and test results from controlled experiments the results may vary in different applications. This document focuses on the behaviour of above mentioned Philips LEDtube. Please also check and follow the instructions of HF ballast manufacturers for installation instructions.

Always check the latest update of the compatibility list on www.philips.com/ledtube

Dimming a LEDtube: Ballast types indicated in this list with DIM are conditional released by Philips to offer dimming functionality. Please note that the dimming curve of the LEDtube might differ from the curve of a fluorescent lamp. All other Philips LED tubes are not developed for dimming therefore the performance cannot be guaranteed in a dimming application. In case of usage of a non dimmable product in a dimmable application, warranty does not apply.

1200mm CorePro LED tube HF InstantFit T8

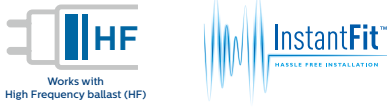
Ballast Compatibility



KEY

	Ballast is compatible
	Ballast is compatible, light output may differ >10% compared to specifications
	Ballast is not compatible

This document is for information purposes and must be treated as recommendation. Philips attempted to provide best results, results are generated in lab controlled environment and may differ from actual application conditions



	Ballast type	10nc / Ref. no.	Lamps on ballast
VOSSLOH-SCHWABE	ELXc 136.207	188708	1
	ELXc 236.202	188316	2
	ELXc 236.208	188705	2
	ELXe 238.527	188137	2
BAG-HUECO	BCS36.1FX-11/220-240	10077590	1
	BCS36.2FX-11/220-240	10077591	2
	D36.2-23021 E	166132	2
	D 58.1-23021 E	166072	1
	ECS36.2SR-01/220-240	167032	2
Trilux	D58.1-23021E		1
	DD58.1-23031E		1
Others	EM ballast		1
	Direct Mains		1

Corepro LEDtube HF, Instant Fit 1200mm T8 1600lm
Product reference number: 929001249902 929001136502
AC (50Hz) on HF Ballast Compatible

General note Philips CorePro LEDtube InstantFit T8

General notes: Refer to the product reference number in the header of the columns to use this product-ballast compatibility list. Please note that Philips LEDtubes are only tested with HF ballast on AC operation. The performance of Philips LEDtubes on HF ballasts with DC operation is not tested and is therefore not guaranteed. Philips LED tube InstantFit range is designed to work on HF ballasts only. For EM ballasts or direct mains connection, please contact a Philips sales representative for more information on our EM/Mains compatible range. This document is for information purposes only and must be treated as recommendation. Philips will not accept claims for any damage caused by not implementing the recommendations in this document. Philips does not accept any responsibility, warranty or liability when using Philips LEDtubes with ballasts not mentioned in this list, or when using successor models of the tested ballasts. Although Philips aims to provide the most accurate information and test results from controlled experiments the results may vary in different applications. This document focuses on the behaviour of above mentioned Philips LEDtube. Please also check and follow the instructions of HF ballast manufacturers for installation instructions. Always check the latest update of the compatibility list on www.philips.com/ledtube

Dimming a LEDtube: Philips CorePro LEDtubes InstantFit T8 are not developed for dimming therefore the performance cannot be guaranteed in a dimming application. In case of usage of a non-dimmable product in a dimmable application, warranty does not apply.

1500mm CorePro LED tube HF InstantFit T8



Ballast Compatibility

KEY

	Ballast is compatible
	Ballast is compatible, light output may differ >10% compared to specifications
	Ballast is not compatible

This document is for information purposes and must be treated as recommendation. Philips attempted to provide best results, results are generated in lab controlled environment and may differ from actual application conditions



	Ballast type	10nc / Ref. no.	Lamps on ballast
PHILIPS	EI 158 TL-D 220-240	9137 006 075	1
	HF-B 158 TLD 220-240	9137 001 123	1
	HF-B 158 TLD EII 220-240	9137 001 927	1
	HF-B 258 TLD 220-240	9137 001 125	2
	HF-B 258 TL-D EII 220-240	9137 001 929	2
	HF-E 158 TL-D	9137 130 389	1
	HF-E 1/2 58 TL-D II	9137 130 409	2
	HF-E 1/2 58 TL-D II	9137 130 409	1
	HF-P 158 TLD EII 220-240	9137 001 912	1
	HF-P 158 TL-D III IDC	9137 130 318	1
	HF-P 258 TLD EII 220-240	9137 001 916	2
	HF-P 258 TL-D III IDC	9137 130 319	2
	HF-P Xt 158 TLD EII 220-240	9137 006 179	1
	HF-P Xt 258 TL-D EII 220-240	9137 006 180	2
	HF-P 258 TLD 220-240	9137 001 110	2
	HF-S 158		1
	HF-S 158 TL-D II	9137 130 322	1
	HF-S 258 TL-D II	9137 130 325	2
	HF-S 258 TL-D II HT	9137 006 899	2
	HF-S 158 TLD 220-240	9137 006 319	1
EB-P 258 TLD ICC 220-240		2	
OSRAM	QT-FIT8 1x58-70		1
	QT-FIT8 2x58-70		2
	QTP8 1x58		1
	QTP8 2x58		2
	QTP-OPTIMAL 1x54-58		1
	QTP OPTIMAL 2x54 58		2
	QT-FIT 5/8 1x54-58		1
	QT-FIT 5/8 2x54-58		2
HELVAR	EL1x58ngn		1
	EL1x58s		1
	EL2x58es		2
	EL2x58HF		2
	EL2x58ngn		2
EL2x58s		2	
TRIDONIC	PC 1/58 T8 INDUSTRY	86 458 037	1
	PC 1/58 T8 PRO	22 176 094	1
	PC 1x58 T8 PRO Ip	22 185 215	1
	PC 2/58 T8 INDUSTRY	86 458 038	2
	PC 2x58 E011		2
	PC 2x58 E011 IDC	22 083 174	2
	PC 2x58 T8 PRO sl	22 185 218	2
	PC 1x58 T8 TOP sl	22185224	1
	PC 2x58 T8 TOP sl	22185227	2
	PCA 1/58 excel one4all	22 085 286	1
PCA 2x58 EXCEL One4all Ip	28 000 040	2	

**Corepro LEDtube HF,
Instant Fit 1500mm T8
2000lm**

**Product reference number:
929001249702
929001249802**

AC (50Hz) on HF Ballast Compatible

1500mm CorePro LED tube HF InstantFit T8

Ballast Compatibility



KEY

	Ballast is compatible	This document is for information purposes and must be treated as recommendation. Philips attempted to provide best results, results are generated in lab controlled environment and may differ from actual application conditions
•	Ballast is compatible, light output may differ >10% compared to specifications	
	Ballast is not compatible	



	Ballast type	10nc / Ref. no.	Lamps on ballast
VOSSLOH-SCHWABE	ELXc 158.201	188315	1
	ELXc 158.209	188706	1
	ELXc 158.218	188870	1
	ELXc 258.203	188317	2
	ELXc 258.210	188707	2
	ELXc 258.219	188871	2
	ELXe 258.222	188130	2
	ELXe 258.222	188130	1
	ELXe 158.524	188024	1
	BAG-HUECO	BCS58.1FX-11/220-240	1007 7592
BCS58.2FX-11/220-240		1007 7593	2
BCS58.2SX-01/220-240		1005 1003	2
D 58.1-23021 E		166 072	1
D 58.2-23021 E		166 082	2
SCS58.2SR-11/220-240		166 272	2
Trilux	D58.1-23021E		1
	DD58.1-23031E		1
May + Christie	MCU 158		1
	MCU 258		2
Others	Direct mains		
	Electro Magnetic Ballast		

Corepro LEDtube HF, Instant Fit 1500mm T8 2000lm
Product reference number: 929001249702 929001249802
AC (50Hz) on HF Ballast Compatible
•
•
•
•
•
•
•
•
•
•
•
•
•
•
•
•

General note Philips CorePro LEDtube InstantFit T8

General notes: Refer to the product reference number in the header of the columns to use this product-ballast compatibility list.

Please note that Philips LEDtubes are only tested with HF ballast on AC operation. The performance of Philips LEDtubes on HF ballasts with DC operation is not tested and is therefore not guaranteed. Philips LED tube InstantFit range is designed to work on HF ballasts only. For EM ballasts or direct mains connection, please contact a Philips sales representative for more information on our EM/Mains compatible range. This document is for information purposes only and must be treated as recommendation. Philips will not accept claims for any damage caused by not implementing the recommendations in this document. Philips does not accept any responsibility, warranty or liability when using Philips LEDtubes with ballasts not mentioned in this list, or when using successor models of the tested ballasts. Although Philips aims to provide the most accurate information and test results from controlled experiments the results may vary in different applications. This document focuses on the behaviour of above mentioned Philips LEDtube. Please also check and follow the instructions of HF ballast manufacturers for installation instructions. Always check the latest update of the compatibility list on www.philips.com/ledtube

Dimming a LEDtube: Philips CorePro LEDtubes InstantFit T8 are not developed for dimming therefore the performance cannot be guaranteed in a dimming application. In case of usage of a non-dimmable product in a dimmable application, warranty does not apply.



© Philips Lighting Holding B.V. 2017. All rights reserved. Philips reserves the right to make changes in specifications and/or to discontinue any product at any time without notice or obligation and will not be liable for any consequences resulting from the use of this publication.

01/2017
Data subject to change.

www.philips.com/LEDtube